

KFLC-2/KFLC-3

OTDR Dead Zone Eliminator



Features & Applications

- Compact, rugged, lightweight
- 100m、300m、500m、1km、2km lengths standard
- Available with a variety of connector styles
- Compact! Fits easily in OTDR cases or kits
- Adapters special storage bin design
- For use as OTDR launch cable
- For use as OTDR receive cable
- Measure insertion loss and reflectance of near- and far-end connections of a fiber optic link using an OTDR
- Use to test link loss with an OTDR

OTDR Dead Zone Eliminator



Testing, Inspection and Location

OTDR optical fiber launch cable is used to measure the loss and reflectivity of the proximal connection and the remote non-corrup insertion of the optical fiber line using OTDR. Each OTDR launch cable can be used as an OTDR transmitting and receiving cable, both of which were necessary to eliminate blind spots when measuring the complete line loss of the optical fiber with OTDR. OTDR launch cable adopts coiled design, easy to carry, compact and light. Various length options, very suitable for short, medium, long distance fiber network test applications

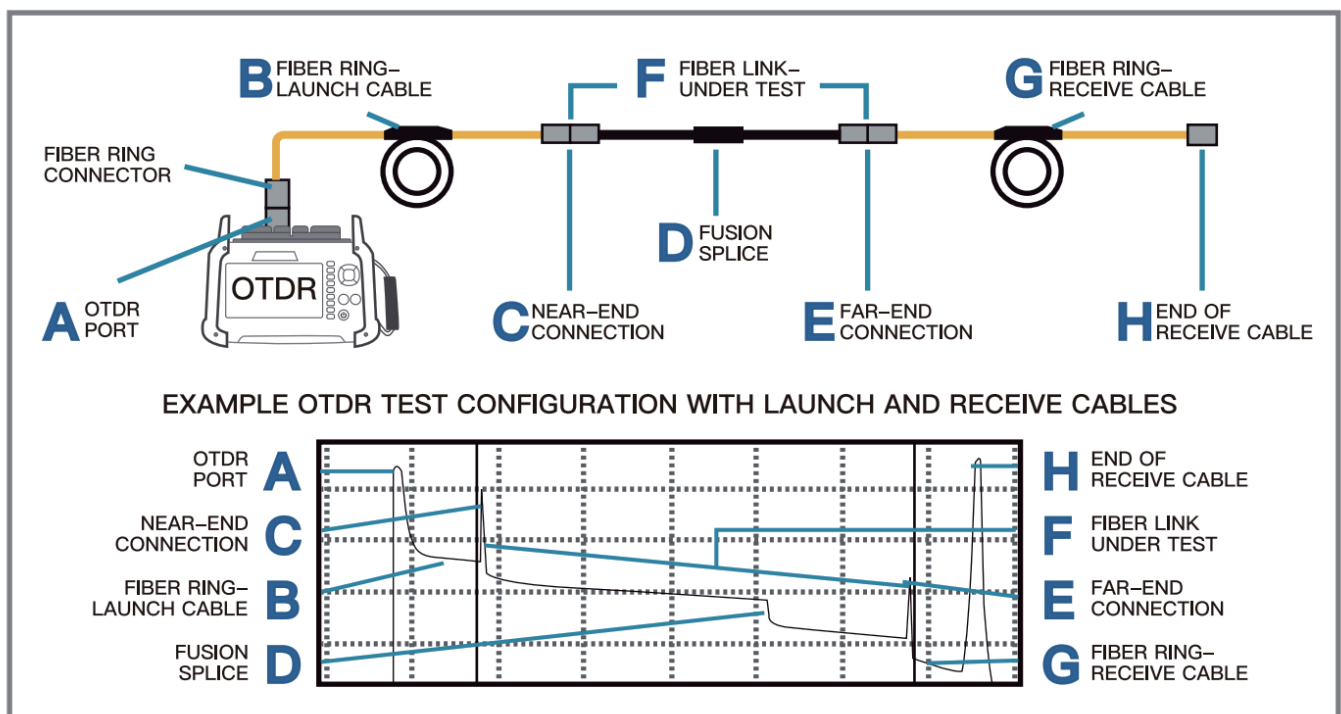
How to Generate a Baseline Trace Using Fibre Rings

- Use the Fibre Ring as a launch cable. Connect the Fibre Ring between your OTDR and the fibre link under test. This will allow you to measure the loss of the near-end connection.
- Use the Fibre Ring as a receive cable. Connect the Fibre Ring to the far-end connector of your fibre link under test. This will allow you to measure the loss of the far-end connection.
- By using the jump cable as a transmitting and receiving cable. You can measure the total insertion loss of the fiber link

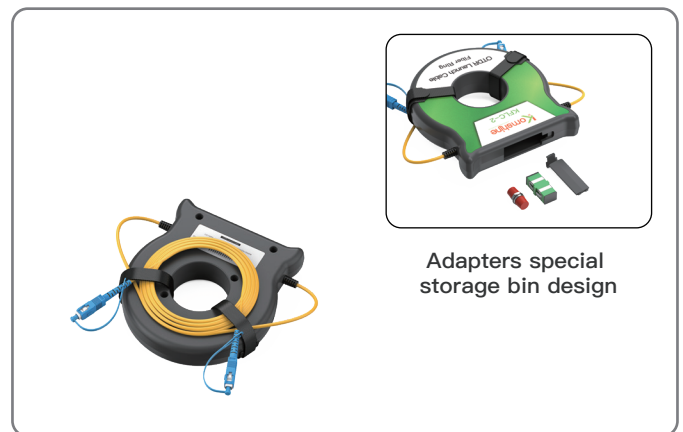



Product model:

Configuration	Fiber type	Length	Model
Standard, coupler	single-mode	150M	OS2-150M, 9/125um
Standard, coupler	single-mode	300M	OS2-300M, 9/125um
Standard, coupler	single-mode	500M	OS2-500M, 9/125um
Standard, coupler	single-mode	1KM	OS2-1KM, 9/125um
Standard, coupler	multi-mode	500M	OM1-500M, 62.5/125um
Standard, coupler	multi-mode	1KM	OM1-1KM, 62.5/125um
Standard, coupler	multi-mode	500M	OM2-500M, 50/125um
Standard, coupler	multi-mode	1KM	OM2-1KM, 50/125um
Standard, coupler	multi-mode	100M	OM3-100M, 50/125um
Standard, coupler	multi-mode	300M	OM3-300M, 50/125um

Product usage:



Product list:



HEAD OFFICE

KomShine Technologies Limited

CONTACT US

Add: 2F Bldg. D Qinheng Tech. Pk. Nanjing, JS, 210001, China

TEL: +86 (025) 66047688

Web: www.KomShine.com

Mail: info@komshine.com

* Komshine reserves the right to improve, enhance, or modify the features and specifications of KomShine products without prior notification.

*Company and product names appearing in this catalogue are registered marks or trademarks of respective companies.

* This catalogue is printed using environmentally friendly paper and ink.