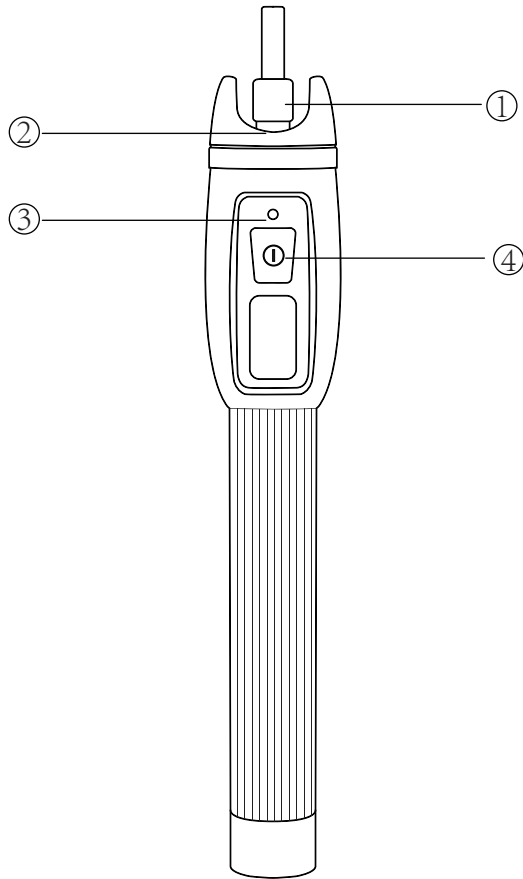


1

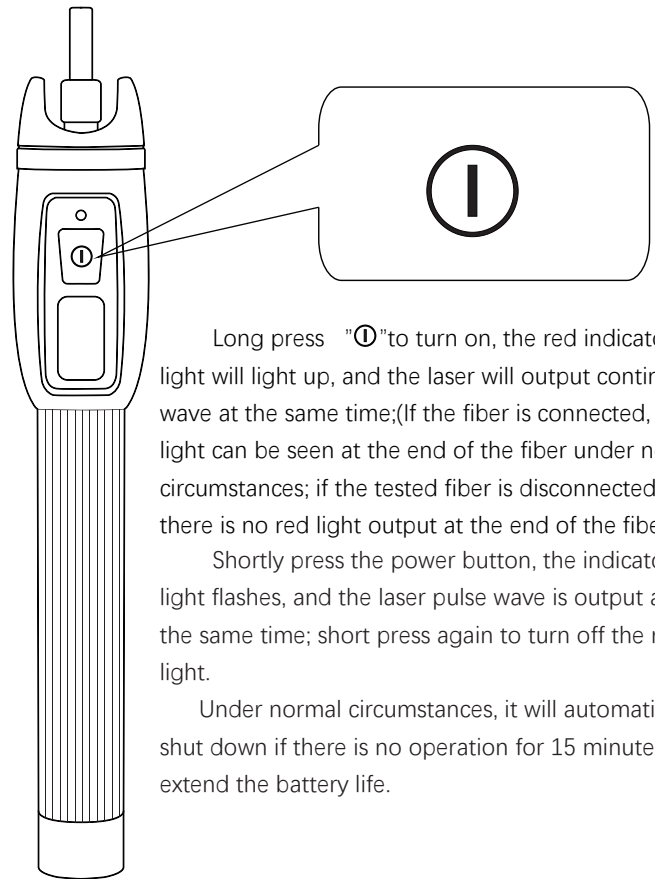
External and key function description



- | | |
|-------------------|-----------------------|
| ① Silicone cap | ③ Pilot lamp |
| ② Ceramic ferrule | ④ Power on/off button |

3

On/off button



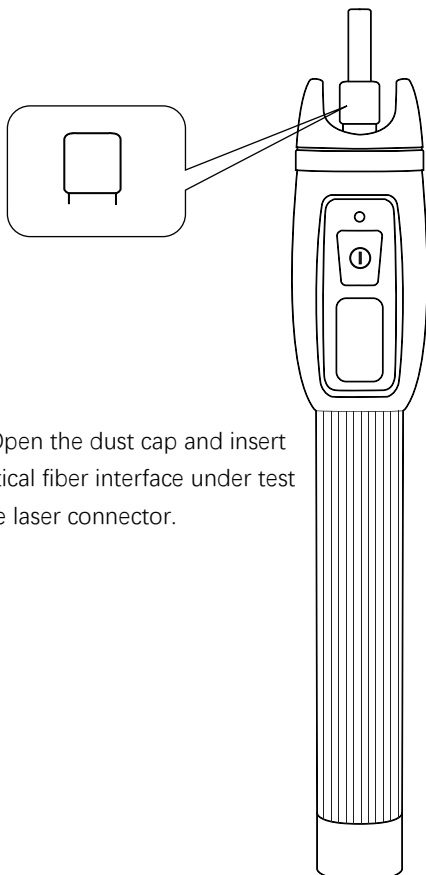
Long press "①" to turn on, the red indicator light will light up, and the laser will output continuous wave at the same time; (If the fiber is connected, red light can be seen at the end of the fiber under normal circumstances; if the tested fiber is disconnected, there is no red light output at the end of the fiber).

Shortly press the power button, the indicator light flashes, and the laser pulse wave is output at the same time; short press again to turn off the red light.

Under normal circumstances, it will automatically shut down if there is no operation for 15 minutes to extend the battery life.

1

Laser connector



Open the dust cap and insert the optical fiber interface under test into the laser connector.

4

Product description

This product uses a 650nm semiconductor laser as a light-emitting device and is driven by a constant current source to emit stable red light; it enters a single-mode or multi-mode fiber after being connected to an optical fiber interface to realize the function of fiber fault detection. It is a fiber optic engineering construction and a fiber optic network. An indispensable tool for maintenance, optical device production and research.

5

Product features

- 650nm red laser.
- Pulse and continuous wave operation.
- Output power: 1MW, 10MW, 20MW, 30mw.
- 2.5 Universal connector.
- 30 hours operation (1MW).
- 1.25mm LC adapter (optional).
- Metal Material.
- Find fiber microbends, breaks and fiber damage.

6 Connector type



ST



FC



SC



LC (Optional)

7 Common fault solutions

Fault prompt	Possible cause	Solution
LED display weak	Low battery	Charging
Unable to turn on	Low battery or other	Restart or charge

8 Product parameter

Output pow	1mW	10mW	20mW	30mW
Output wavelen	650nm			
Laser type	FP/LD			
Modulation frequency	2Hz			
Connector type	2.5mm universal for FC,SC,FT			
working temperature	-20 ~ 50(°C)			
Storage temperature	-20 ~ 50(°C)			
Battery	AAA x 2 (Purchased separately)			
weight	80g			
Shape size	180 * 24mm			

Operating environment

- Operating environment altitude: areas below 2000m above sea level

11 Tips

Please read all instructions and warnings before using this product. Irregular use will cause damage to the product or personal safety.

- Please read carefully and correctly understand the warning and operation instructions in the user manual before using the red light pen;
- Please use the red light pen in strict accordance with the user manual;
- Laser is harmful, especially eye protection. When laser working, it is strictly prohibited to look directly at the red light;
- The laser is a heating device. Generally, the higher the temperature, the shorter the life of the laser. When using it, try to avoid high temperature environments, and it is not recommended to use it for a long time;
- After use, please cover the dust cap to prevent dust from falling in;
- When not in use for a long time, the lithium battery may self-discharge. When the voltage is too low, it cannot be turned on. Please charge it before using it;
- After using for a period of time, please clean the interface with a special optical fiber cleaning cotton swab.

Standard kit

- Packing carton, host, quick guide.

Contact us:

KOMSHINE TECHNOLOGIES LIMITED
Tel : +86 25 66047688
Email : info@komshine.com
ADD : 2F Bldg. D Qinheng Tech. Pk.
Nanjing, Jiangsu, 210001, China
Website : www.KomShine.com

