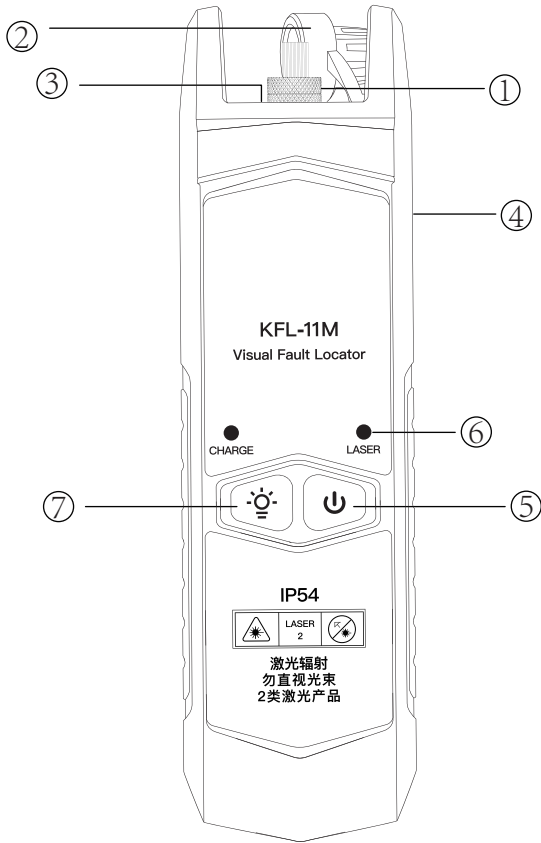
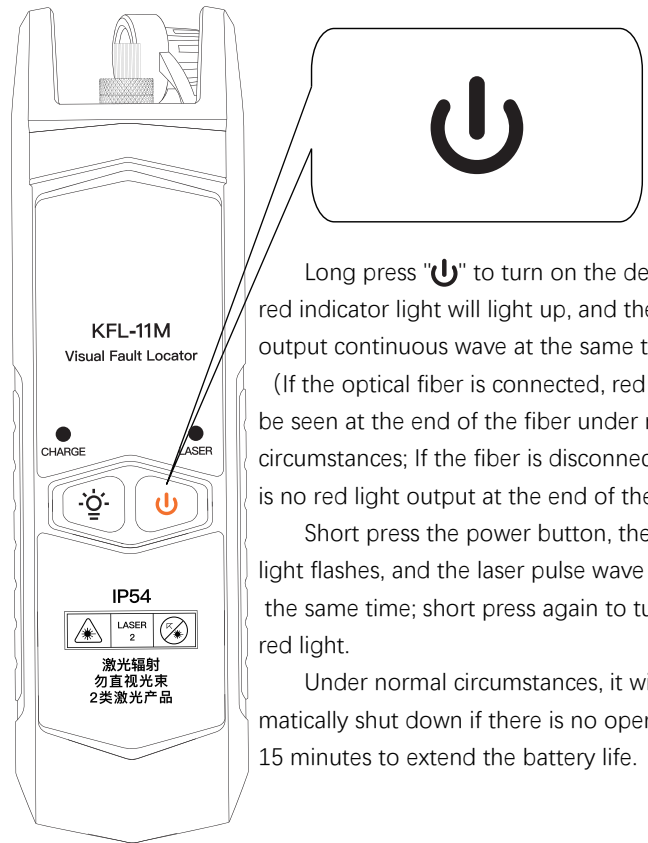


1 External and key function description



3 On/off key



Long press "⏻" to turn on the device, the red indicator light will light up, and the laser will output continuous wave at the same time;

(If the optical fiber is connected, red light can be seen at the end of the fiber under normal circumstances; If the fiber is disconnected, there is no red light output at the end of the fiber)

Short press the power button, the indicator light flashes, and the laser pulse wave is output at the same time; short press again to turn off the red light.

Under normal circumstances, it will automatically shut down if there is no operation for 15 minutes to extend the battery life.

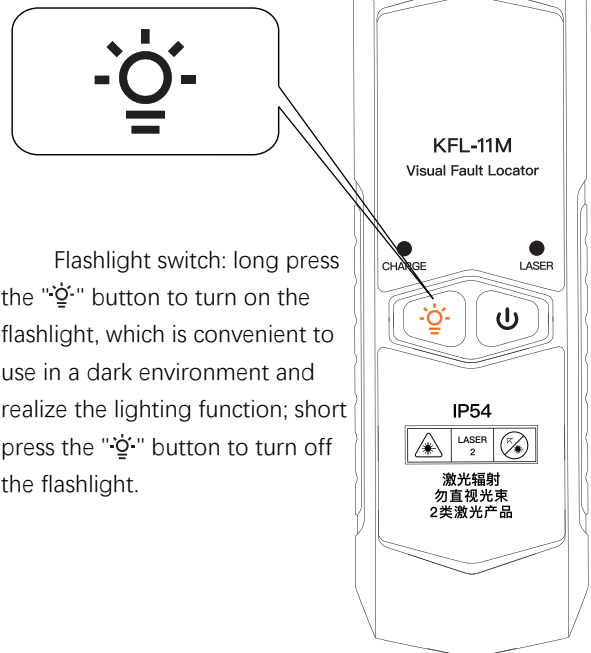
- | | |
|----------------------------------|-----------------------|
| ① Ceramic ferrule | ⑤ On/off key |
| ② Silicone cap | ⑥ Indicator light |
| ③ LED light: flashlight lighting | ⑦ LED lighting switch |
| ④ USB charging port | (干电池款不可充电) |

4 LED flashlight

2 Laser connector



Open the dust cap and insert the tested fiber into the laser connector.



Flashlight switch: long press the "☀️" button to turn on the flashlight, which is convenient to use in a dark environment and realize the lighting function; short press the "☀️" button to turn off the flashlight.

5 Common fault solutions

Fault prompt	Possible Causes	Solutions
LED display is weak	low battery	Charge
Can not boot	Low battery or other	Restart or charge

6 Product description

This product uses a 650nm semiconductor laser as a light-emitting device and is driven by a constant current source to emit stable red light; it enters a single-mode or multi-mode fiber after being connected to an optical fiber interface to realize the function of fiber fault detection. It is a fiber optic engineering construction and a fiber optic network. An indispensable tool for maintenance, optical device production and research.

7 product features

- 650nm red laser.
- Pulse and continuous wave operation.
- Output power: 1mW, 10mW, 20mW, 30mW.
- 2.5 Universal connector.
- -30 hours operation (1mW).
- 1.25mm LC adapter (optional)
- Detect broken and fiber damage.

8 Product parameter

Model	VFL-11M-1	VFL-11M-10	VFL-11M-20	VFL-11M-30
Power range	1mW	10mW	20mW	30mW
Test distance	3-5km	8-10km	15-20km	25-30km
Wavelength range	650nm			
Laser type	LD			
Modulation frequency	CW / 2Hz			
Operating temperature	-20 ~ +60 (°C)			
LED flashlight	Support			
Power supply	AAAA 1.5V battery x 2 / Lithium battery 1000mAh			
Charging port	USB interface (only for charging models)			
Dimensions	127 x 36.5 x 28 (mm)			
Weight	61 g (With battery)			

Using environment

- Operating environment altitude: areas below 2000m altitudes

9 Tips

- ⚠ Please read all instructions and warnings before using this product. Irregular use will cause damage to the product or personal safety.

- 1) Please read carefully and correctly understand the warning and operating instructions in the user manual before using the visual fault locator.
- 2) Please use the visual fault locator in strict accordance with the user manual.
- 3) Lasers are harmful, so you need to pay special attention to protecting your eyes. When working with laser, it is strictly forbidden to look directly at the red light;
- 4) The laser is a heating device. Generally, the higher the temperature, the shorter the life of the laser. When using it, try to avoid high temperature environments. It is not recommended to use it for a long time.
- 5) After use, please cover the dust cap to prevent dust from falling into it.
- 6) When it is not used for a long time, the lithium battery may self-discharge, and it cannot be turned on when the voltage is too low. Please charge it before using it.
- 7) After using for a period of time, please clean the interface with a special optical fiber cleaning cotton swab.

Standard configuration

- Packing box, host, certificate of conformity.

Contact us:

KOMSHINE TECHNOLOGIES LIMITED

TEL: +86 25 66047688

Mail: info@komshine.com

Add: 2F Bldg. D Qinsheng Tech. Pk. Nanjing, JS, 210001, China

Web: www.komshine.com

